



Marine Department Electronic Business System

New Web Design

(Version 1.0)

Table of Contents

1.	Introduction.....	2
2.	New Web Design	3
2.1.	New Login Page.....	3
2.1.1.	Desktop computer view	3
2.1.2.	Tablet view.....	3
2.1.3.	Smart-phone view	4
2.2.	New Services Page.....	5
2.3.	Key Features	5
2.3.1.	Vessel Search	5
2.3.2.	Panels	8
2.3.3.	Date/Time Pickers.....	8
2.3.4.	Dynamic Tables	9
2.3.5.	Import/Export Functions (only available for some applications)	9
2.4.	Preview Application.....	10

1. INTRODUCTION

Marine Department is enhancing the e-Business System (eBS) and the new system, eBS3, will be launched on 12 December 2018.

The new system conforms to the World Wide Web Consortium (W3C) Web Content Accessibility Guidelines (WCAG) 2.0 Level AA requirements to the maximum extent possible.

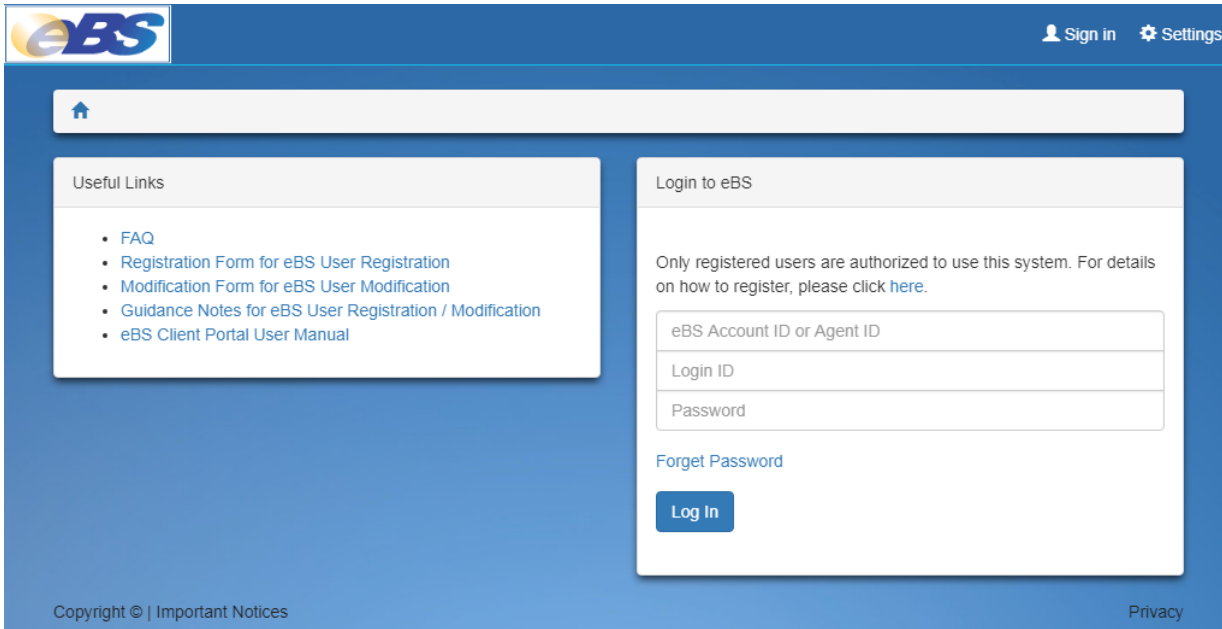
The new system also adopts responsive web design which provides an optimal viewing and interaction experience to users. The web page is easy to read and navigate with a minimum effort of resizing, panning, and scrolling across a wide range of devices (from stationed desktop computers to mobile devices like smart-phones and tablets).

2. NEW WEB DESIGN

2.1. NEW LOGIN PAGE

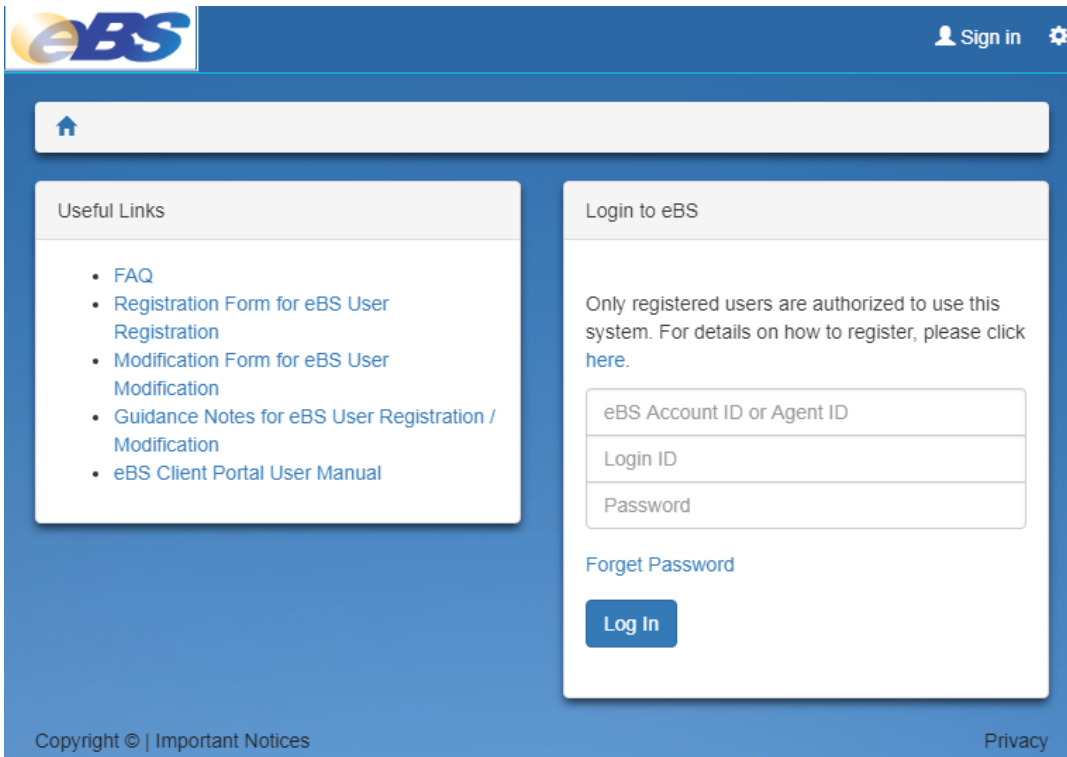
The login page is re-designed. The user could continue to use their current account to login to eBS.

2.1.1. DESKTOP COMPUTER VIEW






The screenshot shows the desktop version of the eBS login page. At the top left is the eBS logo. At the top right are links for 'Sign in' and 'Settings'. Below the header is a navigation bar with a home icon. The main content area is divided into two columns. The left column, titled 'Useful Links', contains a list of links: 'FAQ', 'Registration Form for eBS User Registration', 'Modification Form for eBS User Modification', 'Guidance Notes for eBS User Registration / Modification', and 'eBS Client Portal User Manual'. The right column, titled 'Login to eBS', contains a message: 'Only registered users are authorized to use this system. For details on how to register, please click [here](#).' Below the message are three input fields: 'eBS Account ID or Agent ID', 'Login ID', and 'Password'. There is a 'Forget Password' link and a 'Log In' button. At the bottom left is 'Copyright © | Important Notices' and at the bottom right is 'Privacy'.

2.1.2. TABLET VIEW



The screenshot shows the tablet version of the eBS login page. The layout is similar to the desktop view but adapted for a smaller screen. The eBS logo is on the top left, and 'Sign in' and 'Settings' links are on the top right. A home icon is in the navigation bar. The 'Useful Links' section on the left contains the same list of links as the desktop view. The 'Login to eBS' section on the right contains the same message and input fields as the desktop view, with the 'Log In' button. At the bottom left is 'Copyright © | Important Notices' and at the bottom right is 'Privacy'.

2.1.3. SMART-PHONE VIEW

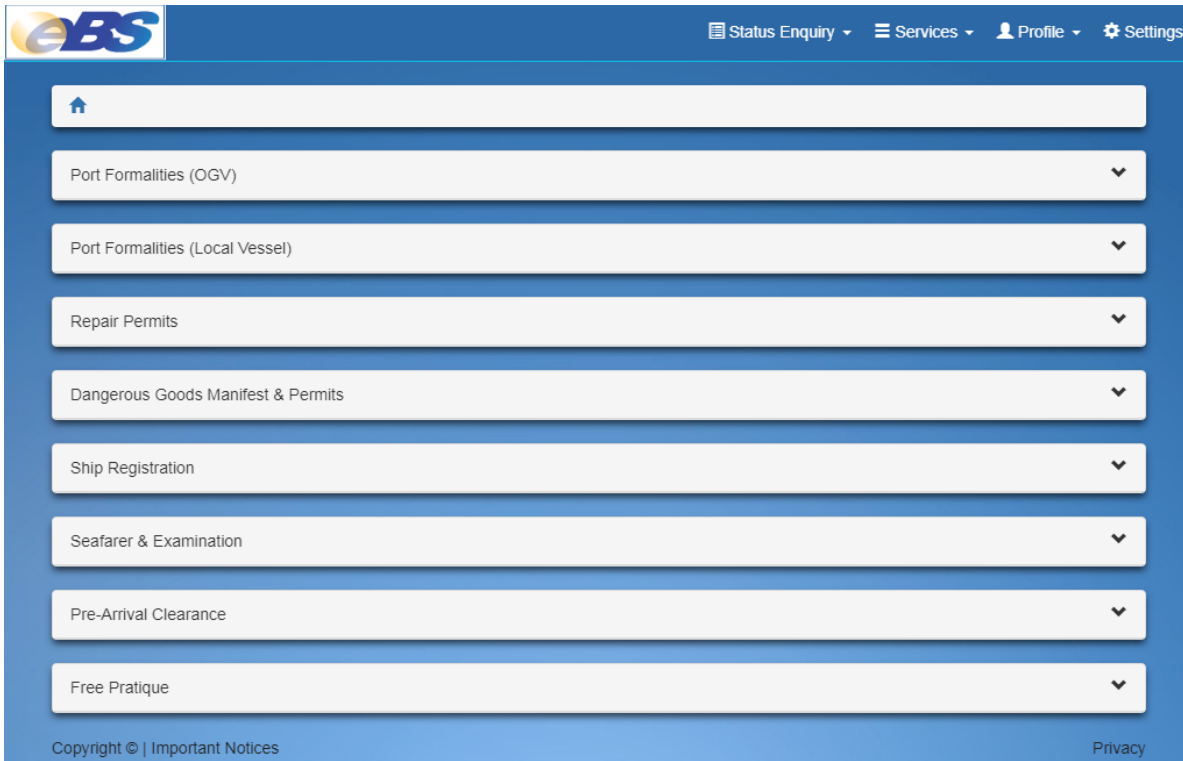


Login to eBS

Only registered users are authorized to use this system. For details on how to register, please click [here](#).

[Forget Password](#)

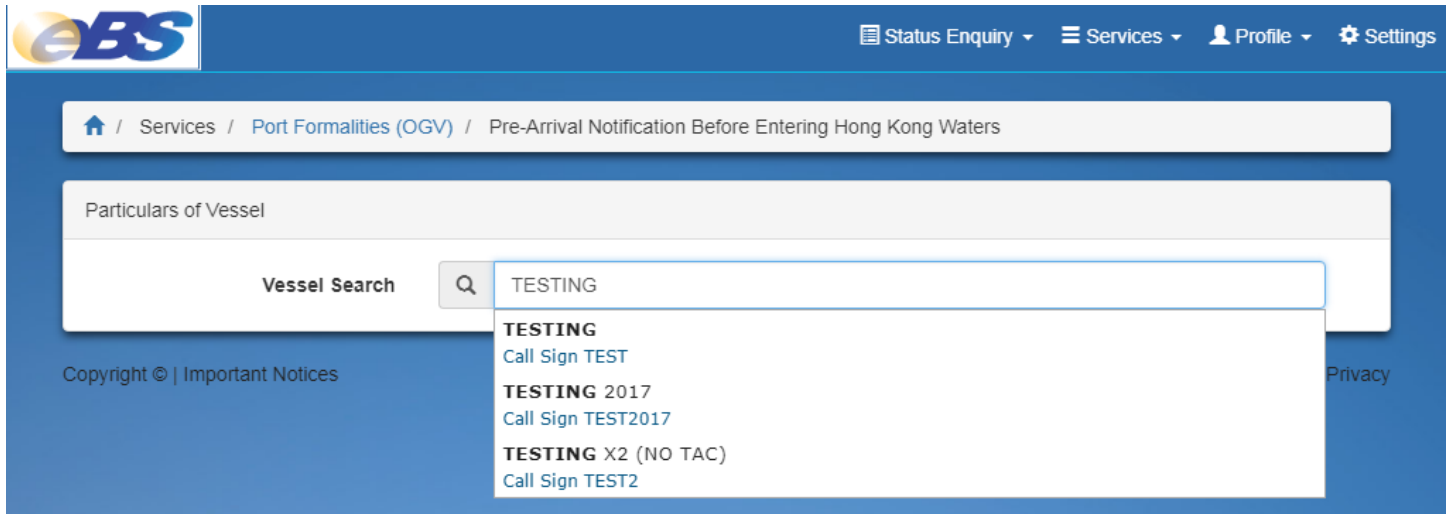
2.2. NEW SERVICES PAGE



2.3. KEY FEATURES

2.3.1. VESSEL SEARCH

- 1 Applicants can search their vessels by different criteria depending on different applications.



- 2 After selecting the vessel, particulars of vessel will be shown and the detailedness of particulars will vary from application to application.

2.1 Desktop computer view

The screenshot shows the desktop interface of the eBS system. At the top left is the eBS logo. The top right navigation bar includes 'Status Enquiry', 'Services', 'Profile', and 'Settings'. Below this is a breadcrumb trail: 'Home / Services / Port Formalities (OGV) / Pre-Arrival Notification Before Entering Hong Kong Waters'. The main content area is titled 'Particulars of Vessel' and contains a table with the following data:

Name of Vessel (English)	TESTING
Call Sign	TEST
Official No.	N/A
National Colours	CHINA, HONG KONG
Type of Vessel	CONTAINER
Gross Registered Tonnage	1,000.00
Length overall of vessel in metres (LOA)	100.00

Below the vessel particulars is an 'Application Details' section with a dropdown menu currently set to 'Pre-Arrival Notification Before Entering Hong Kong Waters'.

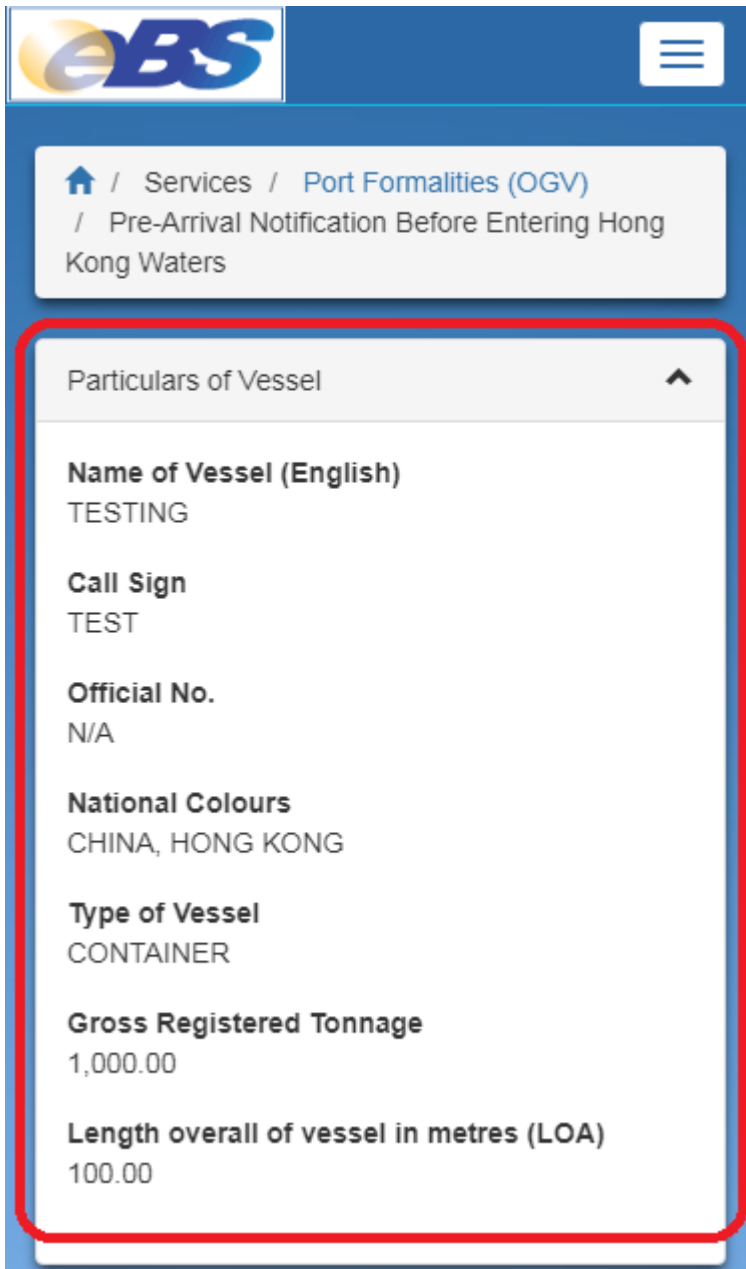
2.2 Tablet view

The screenshot shows the tablet interface of the eBS system. The layout is similar to the desktop view but adapted for a smaller screen. The top navigation bar and breadcrumb trail are the same. The 'Particulars of Vessel' table is displayed with the same data as in the desktop view:

Name of Vessel (English)	TESTING
Call Sign	TEST
Official No.	N/A
National Colours	CHINA, HONG KONG
Type of Vessel	CONTAINER
Gross Registered Tonnage	1,000.00
Length overall of vessel in m...	100.00

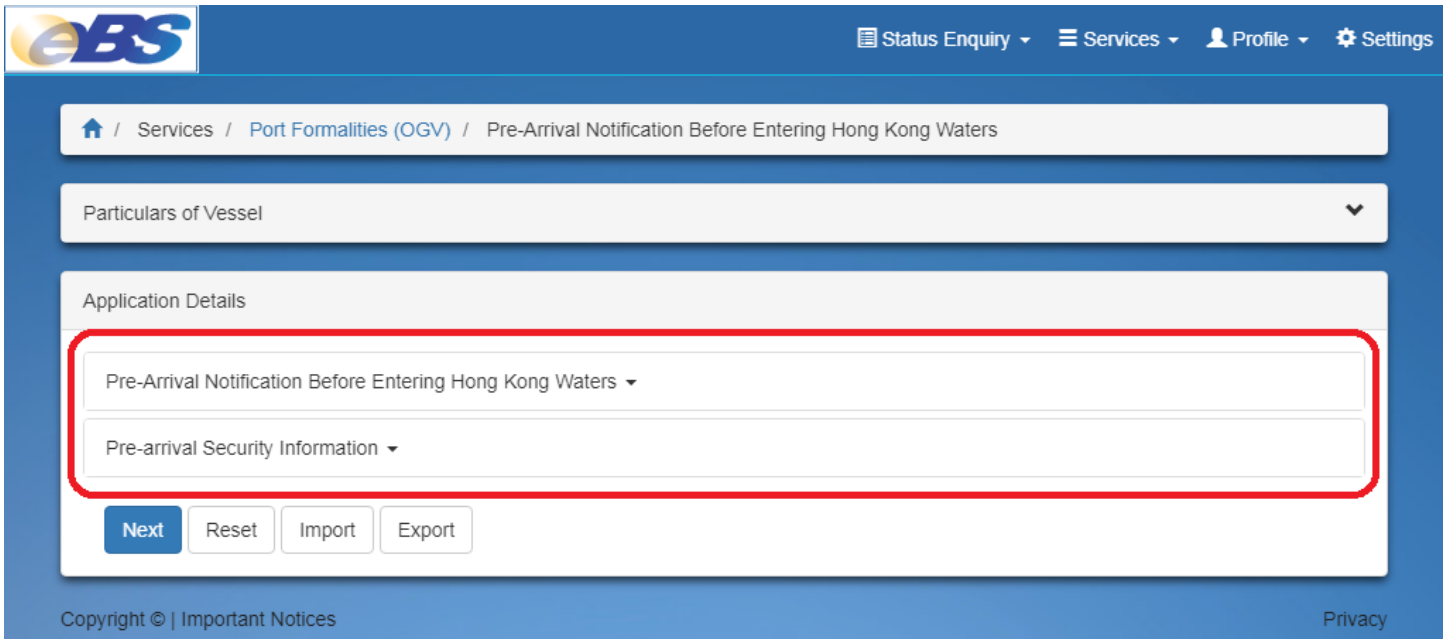
The 'Application Details' section below also shows the same dropdown menu.

2.3 Smart-phone view



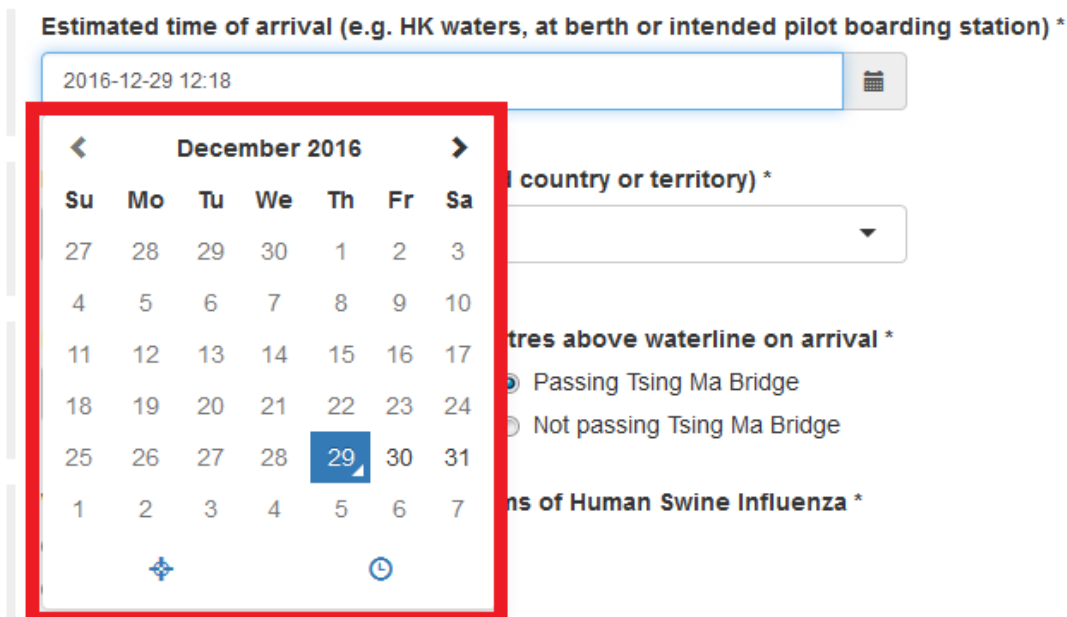
2.3.2. PANELS

Panels group related information and only one panel can be expanded each time so that the number of times scrolling the page up and down can be reduced.



2.3.3. DATE/TIME PICKERS

Date/time pickers allow applicants to select the date/time from a pop-up calendar so that applicants can input the date/time more conveniently and the pickers can prevent applicants from inputting invalid date and invalid format.



2.3.4. DYNAMIC TABLES

Dynamic tables allow applicants to input a list of data. The list of data can be manipulated easily by adding, editing and deleting the items.

Cargo Types, Quantity and Type of transaction

	Cargo Type	Description	Tonnes	Transaction		
(1)	<input type="text" value="BITUMEN"/>	<input type="text" value="Desc 1"/>	<input type="text" value="1"/>	<input type="text" value="Loading"/>	<input type="text" value=""/>	<input type="text" value=""/>
(2)	<input type="text" value="CHEMICAL PRODUCT"/>	<input type="text" value="Desc 2"/>	<input type="text" value="2"/>	<input type="text" value="Discharging"/>	<input type="text" value=""/>	<input type="text" value=""/>

You may select the specific row(s) in the below table before clicking the below button(s).

Show entries

UN No	Proper Shipping Name	IMO Class	Subsidiary Risk	Packing Group	No. of Packages	Kind of Packages	DG Gross Mass (kg)	DG Net Mass (kg)
<input type="checkbox"/> 1234	METHYLAL	3					1	

Showing 1 to 1 of 1 entries

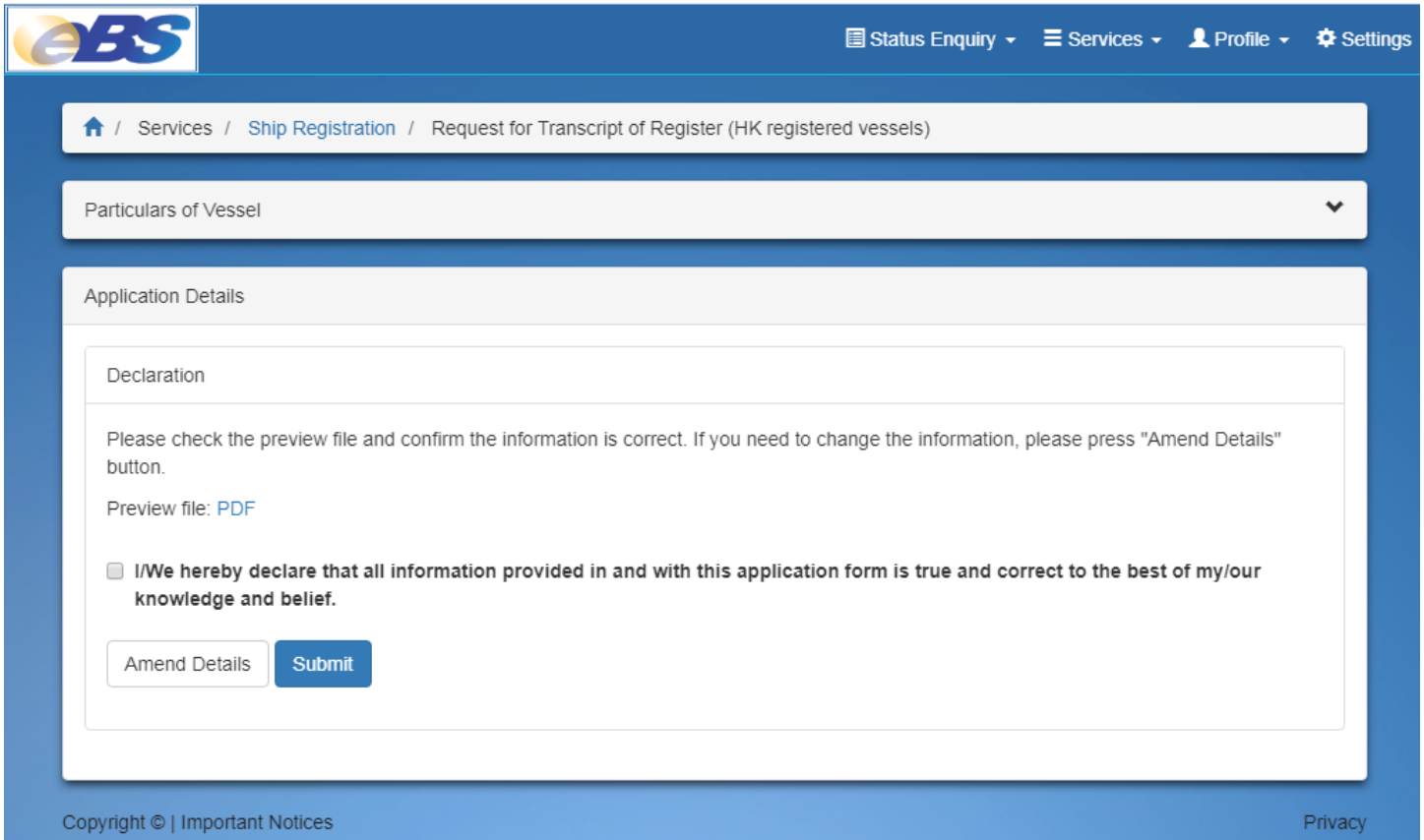
1

2.3.5. IMPORT/EXPORT FUNCTIONS (ONLY AVAILABLE FOR SOME APPLICATIONS)

Import/export functions, supported by most modern browsers, allow applicants to save/retrieve data for future use. These functions can make the data input less time-consuming.

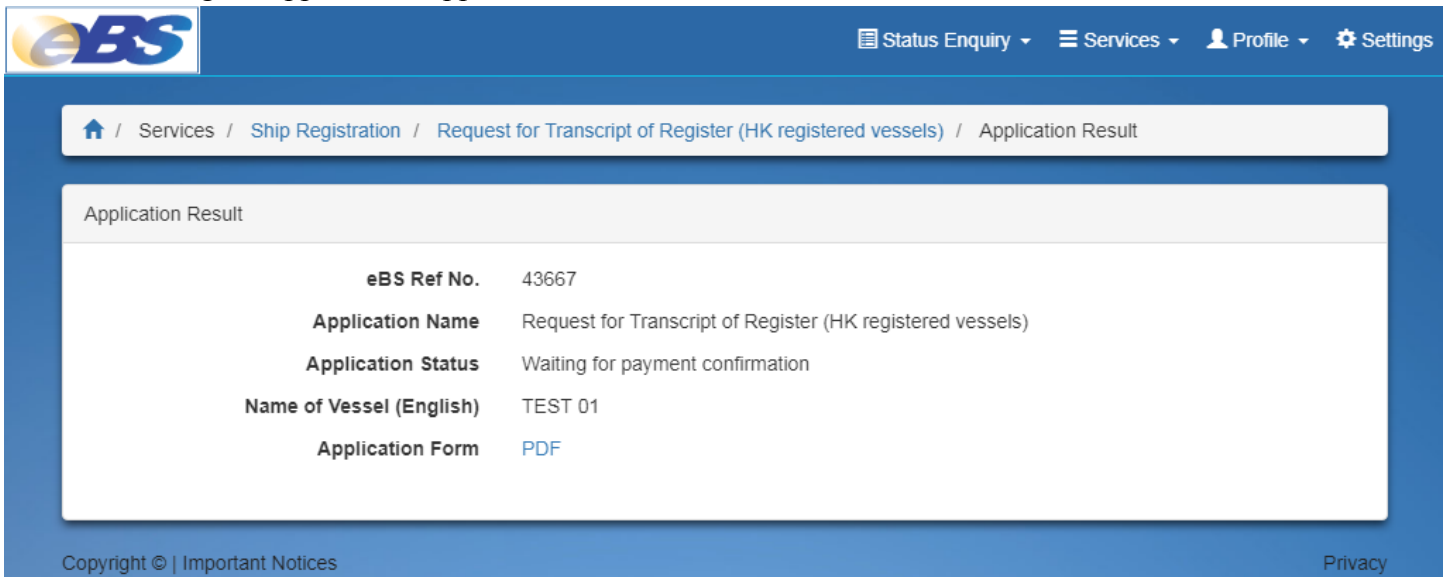
2.4. PREVIEW APPLICATION

Content of the applications can be previewed before submission by downloading the PDF. After confirming the entries, tick the check box of the Declaration and click “Submit” button to submit the application.



The screenshot shows the eBS application interface. At the top, there is a navigation bar with the eBS logo and menu items: Status Enquiry, Services, Profile, and Settings. Below the navigation bar is a breadcrumb trail: Home / Services / Ship Registration / Request for Transcript of Register (HK registered vessels). The main content area is titled "Particulars of Vessel" and contains an "Application Details" section. This section includes a "Declaration" field with the text: "Please check the preview file and confirm the information is correct. If you need to change the information, please press 'Amend Details' button." Below this text is a link for "Preview file: PDF" and a checkbox labeled "I/We hereby declare that all information provided in and with this application form is true and correct to the best of my/our knowledge and belief." At the bottom of the declaration section are two buttons: "Amend Details" and "Submit". The footer of the page contains "Copyright © | Important Notices" and "Privacy".

After submitting the application, application result will be shown.



The screenshot shows the eBS application interface displaying the application result. The navigation bar and breadcrumb trail are the same as in the previous screenshot. The main content area is titled "Application Result" and displays the following information:

eBS Ref No.	43667
Application Name	Request for Transcript of Register (HK registered vessels)
Application Status	Waiting for payment confirmation
Name of Vessel (English)	TEST 01
Application Form	PDF

The footer of the page contains "Copyright © | Important Notices" and "Privacy".